



Delhi University
ARTS LIBRARY

THE
Surgical Instruments of the Hindus

THE
**SURGICAL INSTRUMENTS
OF THE HINDUS**

WITH

**A Comparative Study of the Surgical Instruments of
the Greek, Roman, Arab and the Modern
European Surgeons**

BY

GIRINDRANĀTH MUKHOPĀDHYĀYA, B.A., M.D.

*Fellow of the Calcutta University, McLeod Gold Medalist in Surgery, Formerly
Lecturer on Surgery, Calcutta Medical School and College of Physicians
and Surgeons (Bengal), Member of the Asiatic Society of Bengal,
Life Member and Professor of Botany, Indian Association
for the Cultivation of Science, Examiner,
Calcutta University*

Griffith Prize Essay for 1909

In Two Volumes

Vol. II

396 Illustrations in 82 Plates

Published by the Calcutta University

1914

PRINTED BY ATULCHANDRA BHATTACHARYYA
AT THE
CALCUTTA UNIVERSITY PRESS
Senate House, Calcutta

PREFACE

Much trouble has been taken with our illustrations, but the author is fully conscious of their many defects. I am greatly indebted to several authors mentioned in the legends to the plates as the readers will find certain of their illustrations copied in this volume. It was found necessary in a comparative study of the surgical instruments used by the different nations of the world. It has been my wish to render due credit to all persons for the illustrations by which they may severally have contributed to the advancement of our knowledge of the subject, and I have never assumed to myself drawings, which belong to others. For those illustrations, not otherwise acknowledged, the author is solely responsible.

For his skill and patience in drawing and printing these figures I am glad to take this opportunity of thanking Mr. K. V. Seyne.

The author deems it a pleasant duty to express his thanks to the University of Calcutta for the liberality displayed in the matter of illustrations.

80, RUSSA ROAD NORTH, }
Calcutta, February, 1914. } G. N. MUKHOPADHYAYA.

ABBREVIATIONS

- Adams : The Genuine Works of Hippocrates. Translated by Francis Adams, LL.D. in two volumes. (Sydenham Society)
- A. H. Catalogue of Surgical Instruments and Appliances Allen and Hanburys Ltd. 1903.
- A. S. Catalogue of Surgical Instruments and Appliances Arnold and Sons 1895.
- Anderson See Wellcome
- B. B. Surgical Instruments and Appliances. Burgoyne, Burbidges & Co
- C. C. G. Collection de Chirurgiens Grecs. Bibliothèque Nationale Paris.
- Erichsen The Science and Art of Surgery. By Sir John Eric Erichsen Bt, F R S, LL.D. Tenth Edition. 1895
- Esmarch The Surgeon's Handbook of the Treatment of Wounded in War. By Dr. Friedrich Esmarch
- Heath. Minor Surgery and Bandaging. By C. Heath, F R.C S. Second Edition.
- I. M. G. Indian Medical Gazette, 1904.
- K. S. Catalogue of Surgical Instruments. Kny-Scheerer & Co
- Milne. Surgical Instruments in Greek and Roman Times. By T S. Milne, M.A., M.D., 1907.
- Porter. The Surgeon's Pocket-Book The Best Treatment of Wounded in War. By Surgeon-Major T. H Porter. 1891.
- Princep : Princep's (Thomas') Indian Antiquities.

- Swain . Surgical Emergencies. By W P. Swain,
F.R.C.S. Third Edition. 1880.
- Thakore Saheb: History of Aryan Medical Science. By H. H
Sir Bhagvat Singh Jee., K.C.I.E., M.D,
D.C.L., LL.D., F.R.C.P.E. Thakore Saheb
of Gondal. 1896.
- Waggett . Diseases of the Nose. By E. B. Waggett,
M.A , M.B., B.C. 1907.
- Wellcome . Third Report of the Wellcome Research
Laboratories at the Gordon Memorial College,
Khartoum.
- White . The Veterinary Art. By James White. 1851.
-

CORRECTIONS

Page	37	Plate	XIX	Fig.	5	Head	Samipatra	for	Amipatra
"	88	"	XLIV	"	2	"	3	"	2
"	88	"	XLIV	"	3	"	2	"	3
"	103	"	LII	"	209	"	4	"	209
"	108	"	LIV	"	5	"	6	"	5
"	108	"	LIV	"	6	"	5	"	6
"	157	"	LXXIX	"	5	"	5	before	—.




THE SURGICAL INSTRUMENTS OF THE HINDUS.

PLATE I.


FIGURE			PAGE.
1.—Śilā or Whetstone 80
2.—Instrument box 80
3.—Instrument box of the Greeks.			
Milne. Plate IV. 80
4.—Instrument box (modern) A. H. Fig. 223			.. 80

The Surgical Instruments of the Hindus.



Plate I.



1



2



4

1

1

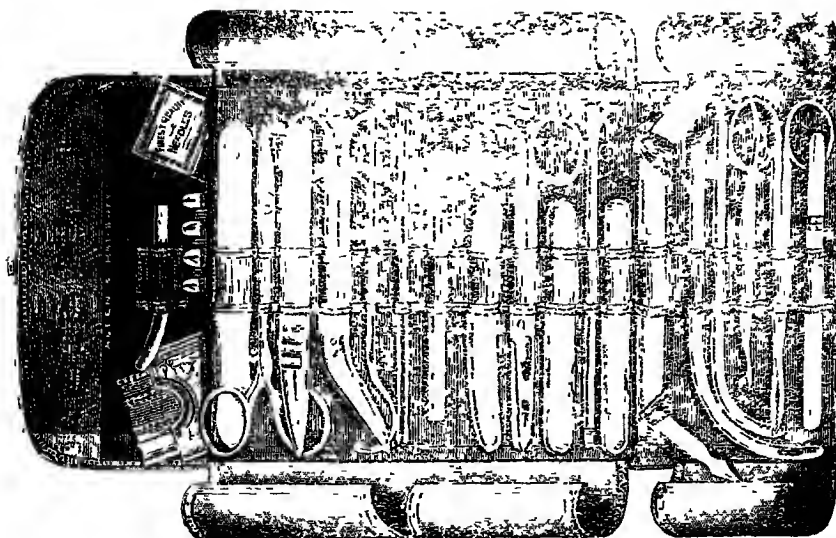

THE SURGICAL INSTRUMENTS OF THE HINDUS.

PLATE II.

FIGURE.	PAGE
1.—Śastrakośa or Instrument case of leather	. . 80
2.—Śastrakośa as used by the barbers of India in the present time	... 80
3.—Modern Instrument case. A. H. Fig. 568.	... 80

The Surgical Instruments of the Hindus.

Plate II.





THE SURGICAL INSTRUMENTS OF THE HINDUS.

PLATE III.

FIGURE.		PAGE
1.—Box for Ointment pots	82
2.—Box for Medicine (Modern) A. H. Fig. 9740	...	82
3.—Medicine Box. Greek. Milne. Pl. LIV	...	82
4.—Ointment Sticks in case	83
5.—A case for probes (Modern) A. H. Fig. 1715.	..	83

The Surgical Instruments of the Hindus

Plate III.



THE SURGICAL INSTRUMENTS OF THE HINDUS.

PLATE IV.

FIGURE.	PAGE
1.—Bag with shoulder strap containing the Medicine boxes and Instrument cases	.. 85
2.—Bag with Instruments (Modern) A. H. Fig.	... 84
3.—Operation Table 86
4.—Operation Table (Modern) A. H. Fig.	.. 86
5.—Jānumātrāsana or Operation stool 86
6.—Operation stool (modern). A. H. Fig. 90.	. 86

The Surgical Instruments of the Hindus

Plate IV.

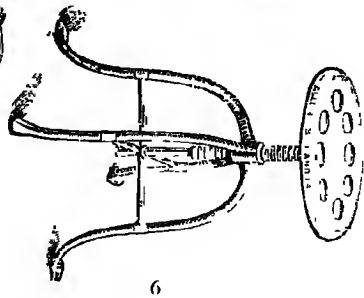
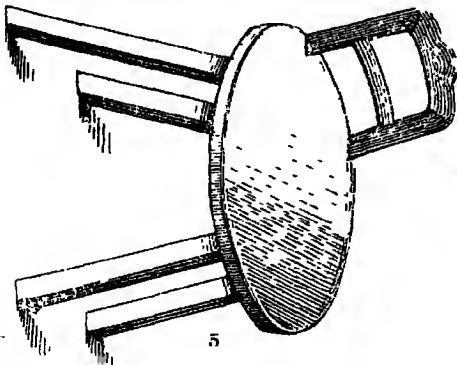
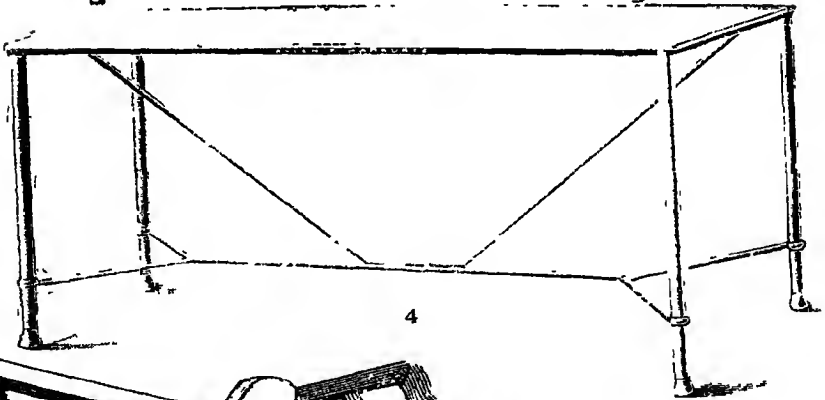
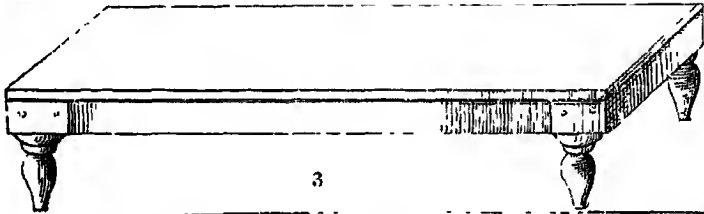




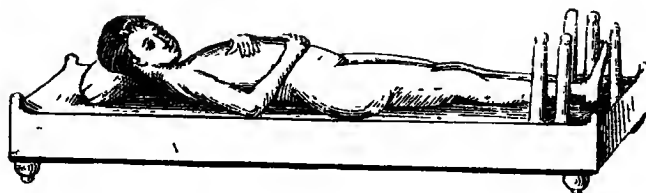
PLATE V.

KAPĀṬA-ŚAYANA OR FRACTURE-BED OF THE HINDUS.

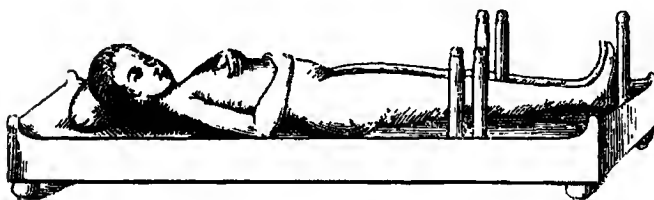
FIGURE.	PAGE.
1.—Kapāṭa-Śayana for fracture of the bones of the leg. 5 pegs: 2 on each side of the ankle, one supports the foot ...	87
2.—Kapāṭa-Śayana for fracture of the thigh bone. 5 pegs: 2 on each side of the knee-joint, one under the foot	87
3.—Kapāṭa-Śayana for fracture of the thigh bone or dislocation of the hip-joint. 5 pegs: 2 on each side of the hip joint, one under the foot ...	87

The Surgical Instruments of the Hindus.


Plate V.



1



2




3

PLATE VI.

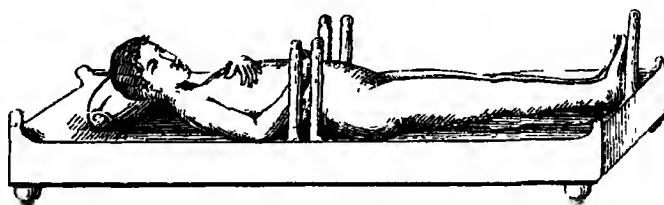
FIGURE.	PAGE
1.—Kapāṭa-Śayana for a double fracture of the thigh bone and bones of the leg. 7 pegs: 2 on the outer side of the hip, knee and ankle joints respectively, one under the foot	. 87
2. Kapāṭa-Śayana for fracture and dislocation of the spinal column. 5 pegs: 2 on each side of the spine, one under the foot	. 87
3.—Kapāṭa-Śayana for fracture and dislocation of the bones of the thorax. 5 pegs: 2 on each side of the chest, one under the foot	.. 87
4.—Kapāṭa-Śayana for fracture and dislocation of the clavicle. 5 pegs: 2 on each side of the shoulder joint, <i>i.e.</i> , 2 on the outer side of the shoulder and 2 in the axilla, one under the foot	. 87

The Surgical Instruments of the Hindus.

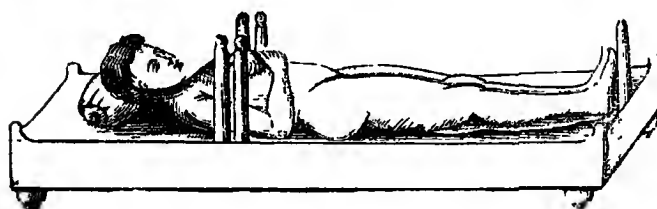
Plate VI.



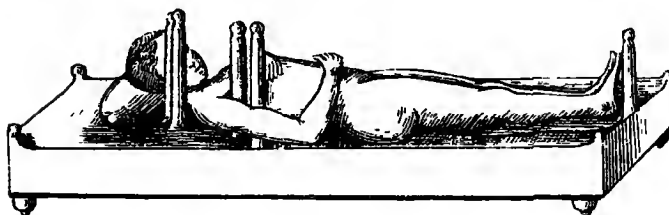
1



2



3



4


PLATE VII.

FIGURE.	PAGE.
1.—The Scamum Hippocratis or Bench of Hippocrates, as represented by Andreas a Cruce (<i>Officina Chirurgicalis venetis</i> , 1596)	. . 88
2.—The same as represented by M. Littré	... 88
A. A board, 6 cubits long, 2 broad and 12 inches thick ; not 13 as incorrectly stated by M. Littré.	
B. The feet of the Axles, which are short.	
CC. Axle-trees.	
DD. Grooves 3 inches deep, 3 broad, separated from one another by 4 inches.	
E. A small post or pillar, fastened in the middle of the machine in a quadrangular hole.	
F. Pillars a foot long.	
G. A cross-beam laid on the pillars FF, which can be placed at different heights by means of holes in the pillars	

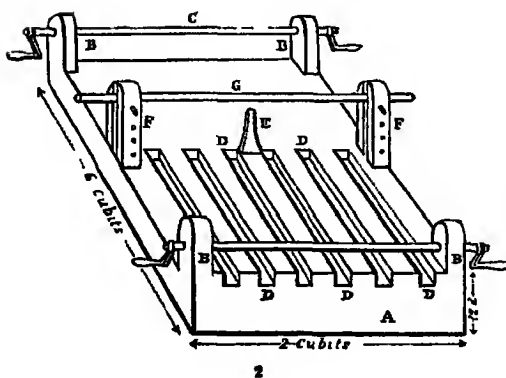
Adams. Vol. II. Pl. IV. Fig. 1 & 2.

The Surgical Instruments of the Hindus.

Plate VII.



1.



2

2.

PLATE VIII.


FIGURE.	PAGE
1.—Representation of the mode of reducing dislocation of the thigh outwards, as given by M. Littre (Œuv. d'Hipp., tom. iv, p. 305) ...	89
<i>A mistake in the figure given by M. Littre is here corrected.</i>	
A. A lever applied to the nates of the luxated side, and acting from without inwards, in order to bring the head of the bone into its cavity.	
B. Another lever, held by an assistant, put into one of the grooves of the machine, and intended to act against lever A.	
C. Groove in which the end of the lever A takes its point of support.	
D. The luxated member.	
EE. Extension and counter-extension.	
Adams. Vol. II. Pl. V. Fig. 1.	
2.—The double inclined plane (Planum inclinatum duplex) framed out of some boards and provided at the sides with wooden pegs, by which the borders of the quilled horse hair mattress, supporting the leg, are pressed against the limb, Esmarch. Fig. 201 ...	89

The Surgical Instruments of the Hindus.

Plate VIII.



1.



2.

THE SURGICAL INSTRUMENTS OF THE HINDUS.

PLATE IX.

FIGURE.	PAGE.
1.—Banc d'Hippocrate, d'après Rufus, servant à réduire différentes luxations. C. C. G. Pl. XCV.	89

The Surgical Instruments of the Hindus.

Plate IX.

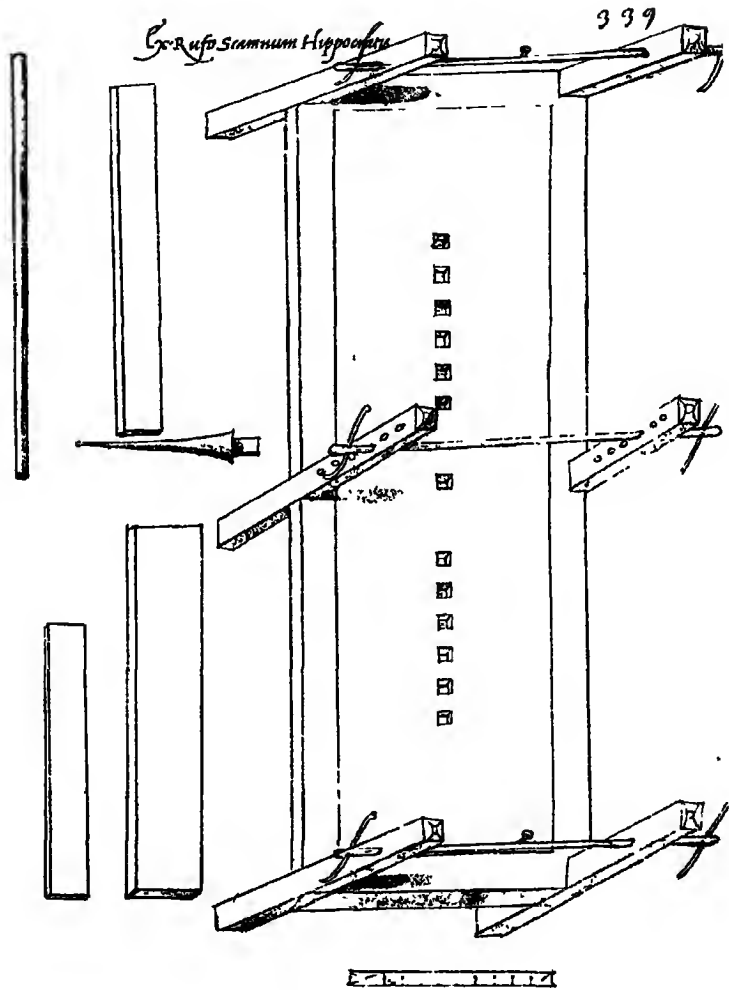


PLATE X.

FIGURE.

PAGE.

1.—Plinthium, ou cadre de Nileus, d'après
Héliodore. C. C. G. Pl. LXXIII ...

89

The Surgical Instruments of the Hindus.

Plate X.

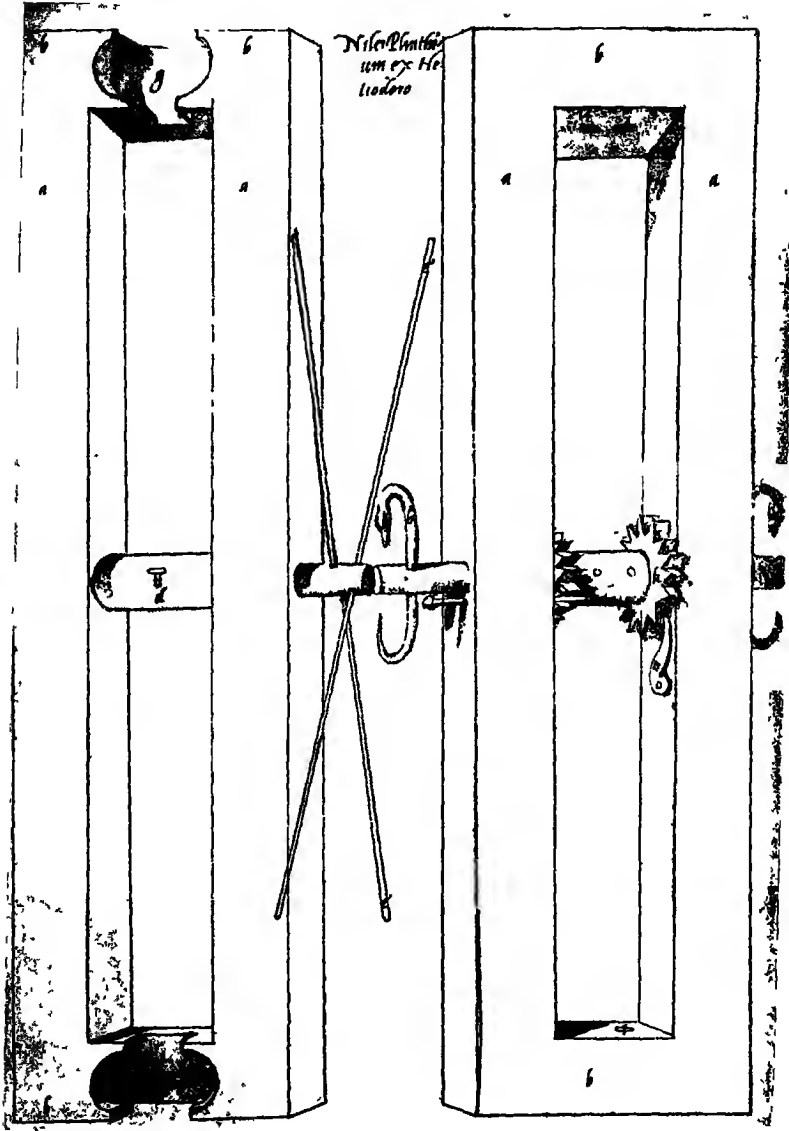


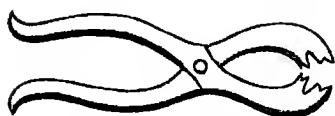
PLATE XI.

THE SVASTIKA YANTRA OR CRUCIFORM INSTRUMENTS.

FIGURE.	PAGE.
1.—Siṁhamukha Svastika, or Lion forceps, after Thakore Saheb	101
2.—Siṁhamukha Svastika	101
3.—Lion forceps (Fergusson's) A. H. Fig 1052.	101
4.—Vyāghramukha Svastika, or Tiger forceps, after Thakore Saheb	102
5.—Vyāghramukha Svastika	102
6.—Vṛkamukha Svastika, or Wolf forceps, after Thakore Saheb	102
7.—Vṛkamukha Svastika	102
8.—Taraksumukha Svastika, or Hyena forceps, after Thakore Saheb	102
9.—Taraksumukha Svastika	102

The Surgical Instruments of the Hindus.

Plate XI



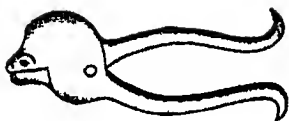
1



2



3



4




5



6



7



8



9

THE SURGICAL INSTRUMENTS OF THE HINDUS.


PLATE XII.

THE SVASTIKA YANTRA OR CRUCIFORM INSTRUMENTS.

FIGURE.	PAGE
1.—R̥ksamukha Svastika, or Bear forceps. After Thakore Saheb 102
2.—R̥ksamukha Svastika 102
3.—Dvīpimukha Svastika, or Panther forceps .	. 102
4.—Mārjāramukha Svastika, or Cat forceps	102
5.—Śṛgālamukha Svastika, or Jackal forceps .	. 102
6.—Airbbārukamukha Svastika, or Deer forceps .	. 102
7.—Makaramukha Svastika, or Crocodile forceps 102
8.—Mathieu's Aural forceps, with crocodile mouth A. H. Fig. 1993. 102

The Surgical Instruments of the Hindus.

Plate XII.



1



2



3




4



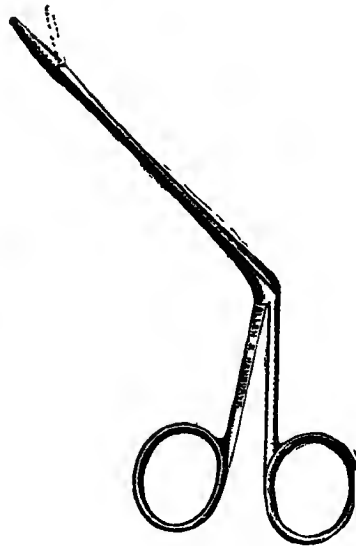
5



6



7



8

•

•

•

•

PLATE XIII.

THE SVASTIKA YANTRA OR CRUCIFORM INSTRUMENTS.

FIGURE	PAGE.
1.—Kākamukha Svastika, or Crow forceps	... 103
2.—The same, after Thakore Saheb 103
3.—Kankamukha Svastika, or Heron forceps	. 103
4.—The same, after Thakore Saheb 103
5.—Kuraramukha Svastika, or Osprey forceps	.. 103
6.—Cāsamukha Svastika, or Blue-Jay forceps	.. 103
7.—Bāsamukha Svastika, or Eagle forceps	... 103
8.—Śaśaghātī mukha Svastika, or Hawk forceps	... 103

The Surgical Instruments of the Hindus.

Plate XIII.



1



2



3



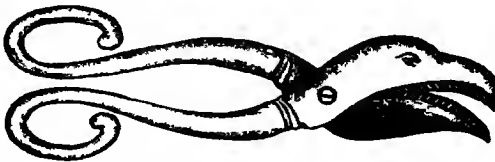
4




5



6



7



8

THE SURGICAL INSTRUMENTS OF THE HINDUS.

PLATE XIV.

THE SVASTIKA YANTRA OR CRUCIFORM INSTRUMENTS.

FIGURE	PAGE
1.—Ulukamukha Svastika, or Owl forceps	.. 103
2.—Cillimukha Svastika, or Kite forceps 103
3.—Śyenamukha Svastika, or Vulture forceps, after Thakore Saheb 103
4.—Gīdhramukha Svastika, or Falcon forceps	. 103
5.—Krauñcamukha Svastika, or Curlew forceps	.. 103
6.—Bhṛṅgarājamukha Svastika, or Butcher-bird forceps, after Thakore Saheb 103
7.—Greek forceps for extracting bone. Adams. Vol. I. Pl. III. Fig. 9. 103

The Surgical Instruments of the Hindus.

Plate XIV.




1



2



3



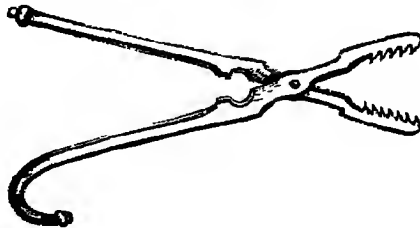
4



5



6



7

THE SURGICAL INSTRUMENTS OF THE HINDUS.

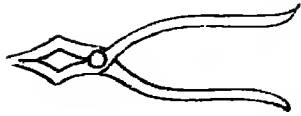
PLATE XV.

THE SANDANĪĀ OR PINCHER-LIKE INSTRUMENTS.

<i>FIGURE.</i>	<i>PAGE.</i>
1.—SĀPĀSĪ or Blacksmith's forceps 106
2.—Blacksmith's tongs. Milne, Pl. XLII. Fig. 2. 106
3.—SandaniĀ Yantra, or Forceps with arms, after Thakore Saheb 104
4.—Sonnā, or Forceps without arms, Goldsmith's forceps 106
5.—Forceps with smooth ends 104
6.—Forceps with rough ends 104

The Surgical Instruments of the Hindus.

Plate XV.



3



2



4



5



6



1

THE SURGICAL INSTRUMENTS OF THE HINDUS.

PLATE XVI.

THE SANDAMŚĀ YANTRA OR PINCHER-LIKE INSTRUMENTS.

FIGURE.	PAGE.
1.—Epilation forceps 105
2.—Epilation forceps. Milne. Pl. XXVI.	
Fig. 3 105
3.—Epilation Forceps (modern) 105
4.—Depilatory forceps (modern) A. S. Fig. 2891	... 105
5.—Mucutī Yantra 105
6.—Mucutī Yantra, after Thakore Saheb	.. 106
7.—Mucundī 106
8.—The Dressing forceps, (Mason's) A. H. Fig.	... 106

The Surgical Instruments of the Hindus.

Plate XVI.



1



2



3



4



5



6



7



8

THE SURGICAL INSTRUMENTS OF THE HINDUS.

PLATE XVII.

THE TĀLA YANTRA OR PICK LOCK-LIKE INSTRUMENTS.

FIGURE.	PAGE.
1.—Ekatāla Yantra	107
2.—Ekatāla Yantra	107
3.—Dvitāla Yantra	107
4.—Ekatāla and Dvitāla, after Thakore Saheb	107
5.—Ear Scoop (modern)	107
6.—El. Malahga or Ear spoon used in Kordofan. Anderson, Fig. 41. Wellcome.	107

The Surgical Instruments of the Hindus.

Plate XVII.



1



2



3



4



5



6

.....

THE SURGICAL INSTRUMENTS OF THE HINDUS.

PLATE XVIII.

THE NĀḌĪ YANTRA OR TUBULAR INSTRUMENTS.


FIGURE.	PAGE
1.—Kañḥya Śalyāvalokinī or Throat Speculum ...	109
2.—Mouth Speculum (Modern) B. B. Fig. 353 ...	109
3.—Pañchamukha or Speculum with 5 holes . .	110
4.—Trimukha or Speculum with 3 holes ...	110
5.—Śalyanirghātani ...	111

The Surgical Instruments of the Hindus.

Plate XVII.



1



2



3



4



5

THE SURGICAL INSTRUMENTS OF THE HINDUS.


PLATE XIX.

THE NĀḌĪ YANTRA OR TUBULAR INSTRUMENTS.


FIGURE	PAGE.
1.—Arśa Yantra, or Tubular instrument for piles ..	112
2.—The same (Vāgbhaṭa)	113
3.—The same, after Thakore Saheb ...	112
4.—Śamī Yantra ...	113
5.—Amipatra Yantra, after Thakore Saheb ...	113
6.—Fergusson's Rectal Speculum (Modern) B. B. Fig. 999	113

The Surgical Instruments of the Hindus.

Plate XIX.



1



2



3



4



5



6

THE SURGICAL INSTRUMENTS OF THE HINDUS.

PLATE XX.

THE NĀḌĪ YANTRA OR TUBULAR INSTRUMENTS.

FIGURE	PAGE.
1.—Bhagandara Yantra, or Tubular Instruments for Fistula-in-ano, with two slits	114
2.—The same, with one slit ...	114
3.—Nāḍī Yantra, after Thakore Saheb ...	114

The Surgical Instruments of the Hindus.


Plate XX.



1



2



3

• • • • •

THE SURGICAL INSTRUMENTS OF THE HINDUS.

PLATE XXI.

NĀḌĪ YANTRA OR TUBULAR INSTRUMENTS.

TUBULAR INSTRUMENTS FOR NOSE.

FIGURE	PAGE.
1.—Nasal Speculum	115
2.—Nasal Speculum (modern). A. H. Fig. 2553. .	115
3.—Nasal Tube	115
4.—Nasal Insufflator (modern) A. H. Fig. 3491.	116
5.—Nāthukaraṇī or single nose-spoon	84, 116
6.—Yamaka Nāthukaraṇī or double nose-spoon	85, 117
7.—Nasal splints	117
8.—Langenbeck's nasal plugs (modern). A. S. Fig. 837.	117

The Surgical Instruments of the Hindus.

Plate XXI.




1



2



3



4



5



6



7



8

PLATE XXII.

THE NĀDĪ YANTRA OR TUBULAR INSTRUMENTS.

TUBULAR INSTRUMENTS FOR FINGER.

FIGURE.		PAGE.
1.—	Anguli Trāṇaka or Finger-guard 118
2.—	Anguli Yantra or Finger-guard, after Thakore Saheb 118
3.—	Finger-guard (modern) A. S. Fig. 805.	... 118
4.—	Finger-guard (modern) A. H. Fig. 2326.	... 118

The Surgical Instruments of the Hindus.

Plate XXII.



1



2



3



4



PLATE XXIII.

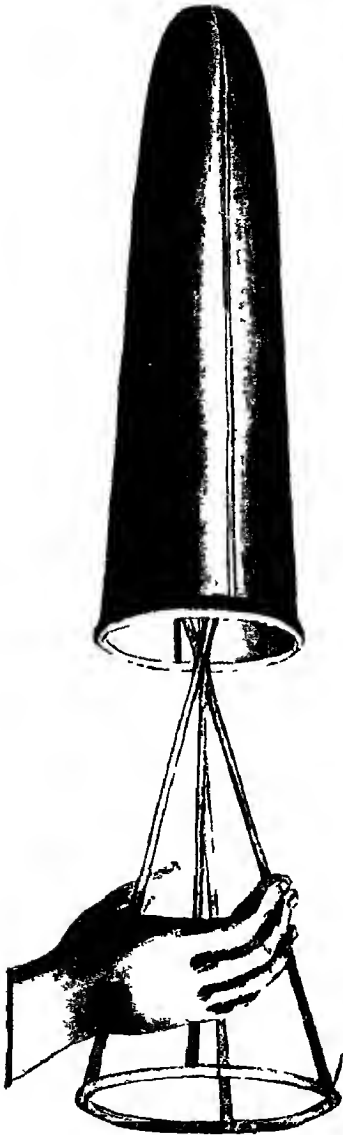
NĀḌĪ YANTRĀ OR TUBULAR INSTRUMENTS.

TUBULAR INSTRUMENTS FOR VAGINA.

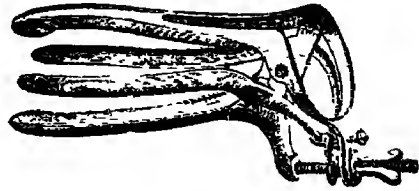
FIGURE	PAGE
1.—Joni-Vraṇekṣaṇa or Vaginal Speculum	.. 119
2.—Nott's Quadrivalve Speculum (modern) K. S. Fig. 8847.	. . . 119
3.—Yonyāveksaṇa Yantra or Bivalve speculum, after Thakore Saheb 119
4.—Fergusson's Vaginal Spetulum. A. H. Fig. 6103	119

The Surgical Instruments of the Hindus.

Plate XXIII.




1



2



3



4

1

2

3

4

THE SURGICAL INSTRUMENTS OF THE HINDUS.

PLATE XXIV.

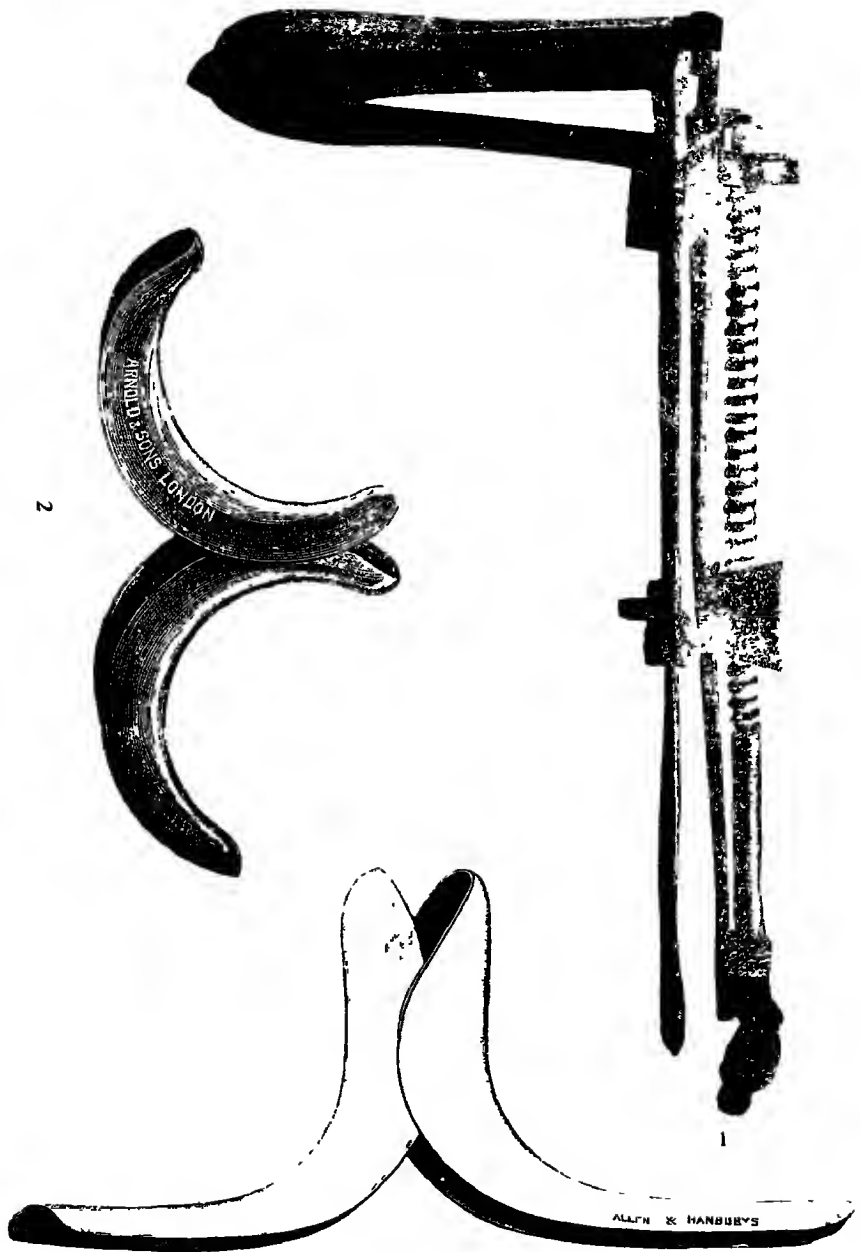
THE NADĪ YANTRA OR TUBULAR INSTRUMENTS.

TUBULAR INSTRUMENTS FOR VAGINA.

FIGURE.	PAGE
1.—Trivalve Vaginal Speculum, after Milne. Pl. XLVIII. (Naples Museum) . . .	119
2.—Barnes' Speculum. A. S. Fig. 1648. ...	119
3.—Neugebaur's Vaginal Speculum, A. H. Fig. 6103.	119

The Surgical Instruments of the Hindus

Plate XXIV



2

1

3

THE SURGICAL INSTRUMENTS OF THE HINDUS.

PLATE XXV.

NĀḌĪ YANTRA OR TUBULAR INSTRUMENTS.

TUBULAR INSTRUMENTS FOR WOUND.

FIGURE	PAGE.
1.—Vraṇa-Vasti or Wound-Syringe	. 121
2.—Vṛṇapraksalana Yantra, after Thakore Saheb	. 121
3.—Wound-Syringe (modern) A. S. Fig. 2790.	... 121

The Surgical Instruments of the Hindus.

Plate XXV.



1



2



3

THE SURGICAL INSTRUMENTS OF THE HINDUS.

PLATE XXVI.


THE NĀDĪ YANTRA OR TUBULAR INSTRUMENTS.

Tubular Instruments for Ascites and Hydrocele. Canula.

FIGURE	PAGE
1—Dākodara Yantra or Canula for Paracentesis Abdominis	122
2—Jalodara Yantra or Canula, after Thakore Saheb	122
3.—Canula (Naples Museum), after Milne Pl. XXXIX. Fig 2	122
4.—Trocar and Canula Paracentesis abdominis. (modern) A. S. Fig 1441	123
5.—Hydrocele Canula ...	123
6.—Hydrocele Trocar and Canula (modern) A. S. Fig. 1436. ..	123

The Surgical Instruments of the Hindus.

Plate XXVI.



1



2



3



4



5



6

THE SURGICAL INSTRUMENTS OF THE HINDUS.

PLATE XXVII.


THE NĀDĪ YANTRA OF TUBULAR INSTRUMENTS.

TUBULAR INSTRUMENTS FOR URETHRAL STRICTURE.

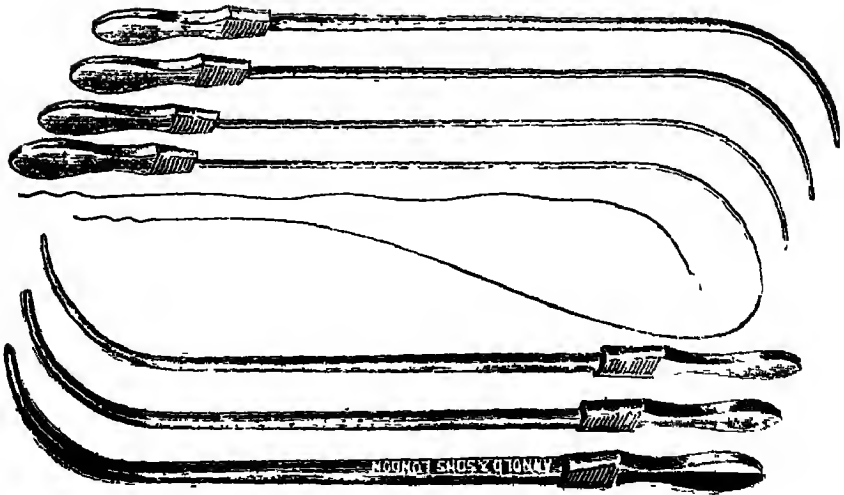
FIGURE	PAGE.
1.—Urethral Stricture Dilators	... 123
2.—Bruce Clarke's Bougies. Set of seven, steel, tapering, A. S Fig. 2246 and 2247.	. . 125

The Surgical Instruments of the Hindus.

Plate XXVII.



1



2

THE SURGICAL INSTRUMENTS OF THE HINDUS

PLATE XXVIII.


THE NĀDĪ YANTRA OR TUBULAR INSTRUMENTS.

TUBULAR INSTRUMENT FOR RECTAL STRICTURE.

FIGURE		PAGE.
1.—Rectal Dilators	124
2.—Rectal Dilators, different sizes		124
3.—Cripp's Rectal Dilators. A. S. Fig. 2335.	125

The Surgical Instruments of the Hindus.

Plate XXVIII.



1



2



3

PLATE XXIX.

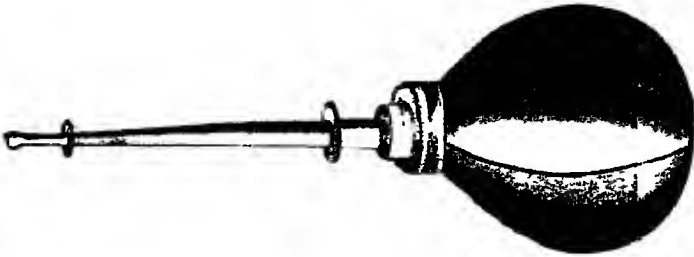
THE NĀḌI YANTRA OR TUBULAR INSTRUMENTS.

VASTI YANTRA OR RECTAL CLYSTER.


FIGURE,	PAGE
1.—Vasti-Yantra or Rectal Clyster	129
2.—The same, after Thakore Saheb	129
3.—Enema Syringe (modern) A. H. Fig. 6624.	129
4.—Suvasti Yantra, or Rectal Clyster (Veterinary)	131

The Surgical Instruments of the Hindus.

Plate XXIX.



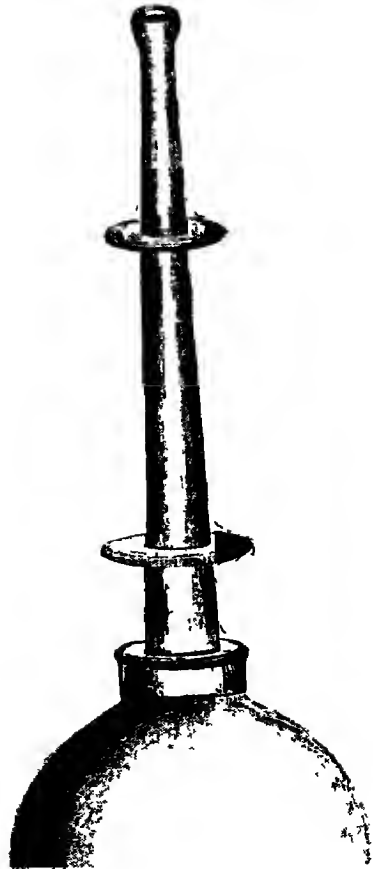
1



2



3



THE SURGICAL INSTRUMENTS OF THE HINDUS.

PLATE XXX.

THE NĀḌĪ YANTRA OR TUBULAR INSTRUMENTS
UTTARA-VASTI.

TUBULAR INSTRUMENTS FOR THE URETHRA.


FIGURE	PAGE.
1.—Puṣpanetra with one, two and three projec- tions	135, 136
2.—Uttaravasti for Urethra or Urethral Syringe, male	136
3.—The same, female	136
4.—Urethral Syringe (modern). A. H. Fig. 3869.	... 136
5.—Uttara-Suvasti (Veterinary).	... 131

The Surgical Instruments of the Hindus.


Plate XXX



1




2



3



4



THE SURGICAL INSTRUMENTS OF THE HINDUS.

PLATE XXXI.

THE NĀDĪ YANTRA OR TUBULAR INSTRUMENTS.

UTTARAVASTU.

TUBULAR INSTRUMENTS FOR VAGINA AND UTERUS.

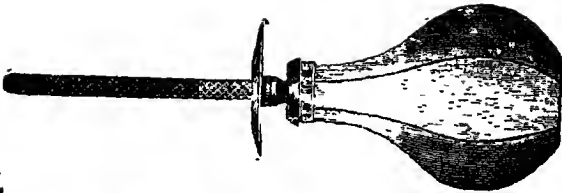
FIGURE.	PAGE.
1.—Vaginal Syringe	135
2.—Vaginal Syringe (modern). A. H. Fig. 6626	138
3.—The same. A. S. Fig. 2443.	138
4.—Uterine tube	139
5.—Uterine tube (Budín's) A. S. Fig. 1801	139
6.—Uterine Syringe	139

The Surgical Instruments of the Hindus.

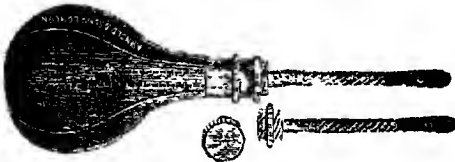
Plate XXXI.



1



2



3



4



5

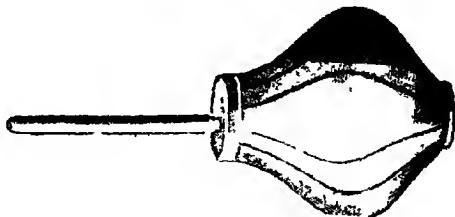


PLATE XXXII.

THE NĀḌĪ YANTRA OR TUBULAR INSTRUMENTS.

TUBULAR INSTRUMENTS FOR INHALATION AND FUMIGATION

FIGURE.	PAGE
1.—Dhūmanāḍī or tube for smoking ..	140
2.—Dhūmanāḍī or tube of medicinal paste	141
3.—Mallaka Saṁputa or Śarāba Saṁputa. The fumigator for inhalation, wound fumigation, and vaginal and uterine fumigation .	142
4.—The fumigator, after Hippocrates and Śārṅghara	146, 322
5.—Bronchitis kettle (modern) B B. Fig. 401. .	145

The Surgical Instruments of the Hindus

Plate XXXII






PLATE XXXIII.

THE NĀDĪ YANTRA OR TUBULAR INSTRUMENTS.

TUBULAR INSTRUMENTS FOR CUPPING.

FIGURE	PAGE
1.—Sṛṅga or Horn	148
2.—Cupping horns as used in Kordofan, Wellcome. Fig. 200.	156
3.—A bu Yantra or Gourd . .	156
4.—C upping glass (modern) B. B. Fig. 281.	157
5.—C aṭī Yantra	157

The Surgical Instruments of the Hindus.

Plate XXXIII.



1

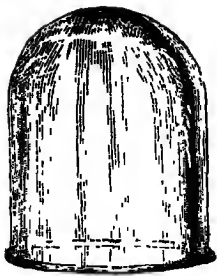


2




3

1070167



4



5

PLATE XXXIV.

THE NĀQĪ YANTRA OR TUBULAR INSTRUMENTS:

TUBULAR INSTRUMENTS FOR CUPPING.

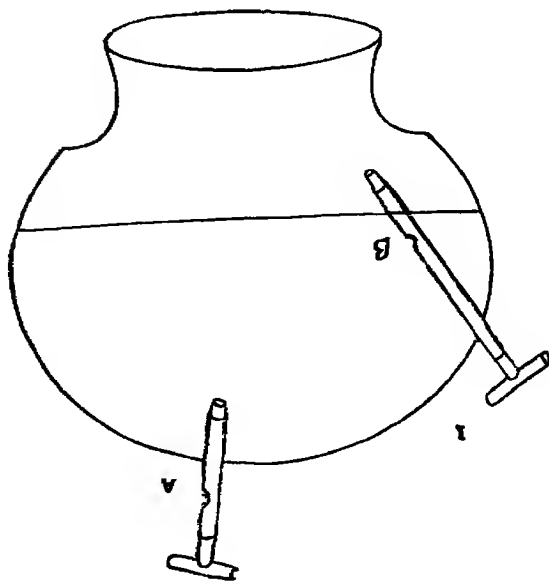
FIGURE.	PAGE
1.—Egyptian cupping horn, Milne after Alpinus. Pl. XXXV.II Fig. 1.	153
2.—Alexandrian Cup, Milne after Hero. Pl. XXXVII. Fig. 2.	153

The Surgical Instruments of the Hindus.

Plate XXXIV.



1



2

THE SURGICAL INSTRUMENTS OF THE HINDUS.

PLATE XXXV.

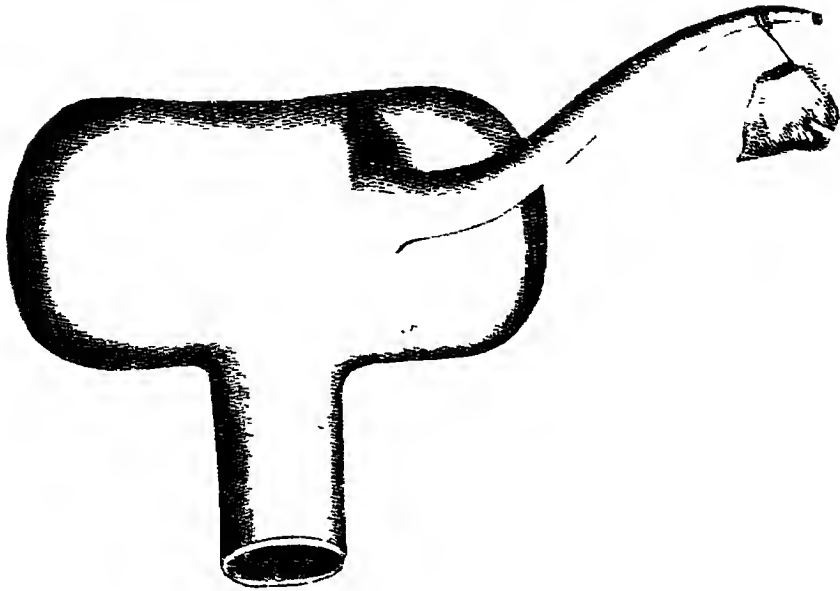
THE NĪṢĪ YANTRA OR TUBULAR INSTRUMENTS.

TUBULAR INSTRUMENTS FOR CUPPING.

FIGURE	PAGE
1.—Cup illustrated by Alpinus. Milne Pl. XXXVI. Fig. 2.	153
2.—Greek Cup. (Naples Museum). Milne Pl. XXXV.	153

The Surgical Instruments of the Hindus.

Plate XXXV.



1



2

h

THE SURGICAL INSTRUMENTS OF THE HINDUS.


PLATE XXXVI.

ŚĀLĀKĀ OR RODS.

FIGURE	PAGE
1.—Gandupada Śālā or Earthworm probe	155
2.—Śarapuñkha Śālā or Arrow-wing probe	. 155
3 —Sarpafaṇā Śālā or Snake's hood probe	156
4 —Vaḍiśa śālā or Fish-hook probe	156
5.—Masūradala-baktra Śālā or Masūra-pulse probe	157
6 —Pramārjana Śālā or Swab probe	... 157
7 —Swab probe with Aural Scoop. (modern). A. H. Fig. 2037	. 157
8.—Spathomele or spatula probe of the Greeks. Milne, Plate XII. Fig. 3. 157

The Surgical Instruments of the Hindus.


Plate XXXVI.



1




2



3



4



5



6



7



8


PLATE XXXVII.

ŚALĀKĀ OR RODS.

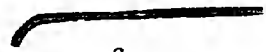
FIGURE	PAGE
1.—Darbhākṛti Khallamukha Śalā or Spoon-shaped probe	. 158
2.—Darvyākṛti Śalā, after Thakore Saheb	. 158
3.—Nakha-mukha Śalā or Nail-shaped probe	159
4.—Jāmvavouṣṭha Śalā or Jāmbula probe	. 159
5.—Añkuṣa Śalā or goad probe	159
6.—Kolāsthidala Śalā or Jujube probe	. 160
7.—Cyathiscomele. Milne. Pl. XIV. Fig.3.	160

The Surgical Instruments of the Hindus.


Plate XXXVII.



1



2



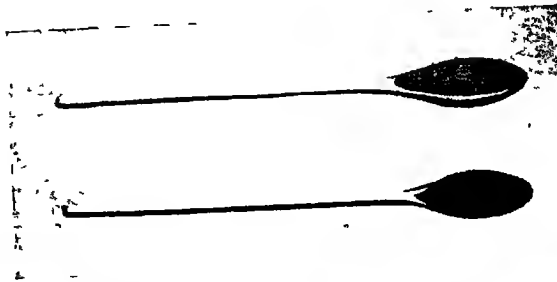
3



4



5



6



7


PLATE XXXVIII.

ŚALĀKĀ OR RODS.


FIGURE	PAGE.
1.—Mukulāgra Śalā or Bud-shaped collyrium probe	160
2.—Ancient collyrium probes found in the Bihat excavations. Princep. Pl. IV. Fig. 18. .	162
3.—Greek specillum with olivary end. Milne. Pl. XI. fig. 5.	163
4.—Karna Śodhana or Ear cleaner	163
5.—Director with scoop (modern) A. S. Fig. 278. . .	164
6.—Śalākā Yantra, after Thakore Saheb ...	162
7.—Snuhi Yantra, after Thakore Saheb ...	162

The Surgical Instruments of the Hindus.

Plate XXXVIII.




1




2



3



4



5



6



7

PLATE XXXIX.

ŚALĀKĀ OR RODS.

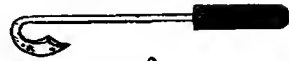
FIGURE	PAGE
1.—Garbha Śaṅku or Fœtus or Traction hook .	165
2.—The same, after Thakore Saheb .	165
3.—Barnes' Blunt hook (modern) A. S. Fig. 2031.	166
4.—Śaṅku Yantra, after Thakore Saheb	165
5.—Yugma Śaṅku, or Midwifery forceps, after Thakore Saheb .	166
6.—Anderson's Midwifery Forceps (modern) A. S. Fig. 1964.	167

The Surgical Instruments of the Hindus.

Plate XXXIX.



1



2



3



4




5



6

The Surgical Instruments of the Hindus.

Plate XL.




1



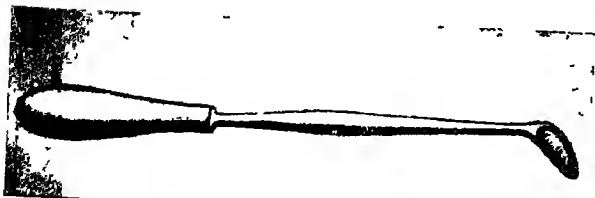
2



3




4



5



6



7


PLATE XLI

ŚALĀKĀ OR RODS.

FIGURE.		PAGE.
1.—Ardhacandramukha	Śalā or Half-moon	
probe	.	171
2.—Musala or Pestle	172
3.—Urethral Probe (Suśruta)	..	174
4.—Urethral Probe (Caraka)	174
5.—Urethral Bougie (modern)	A. S. fig. 2241	174
6.—Urethral Bougie (modern)	A. S. Fig. 2233.	174

The Surgical Instruments of the Hindus.

← Plate XLI.




1

2

3



4



5



6

THE SURGICAL INSTRUMENTS OF THE HINDUS.

PLATE XLII.

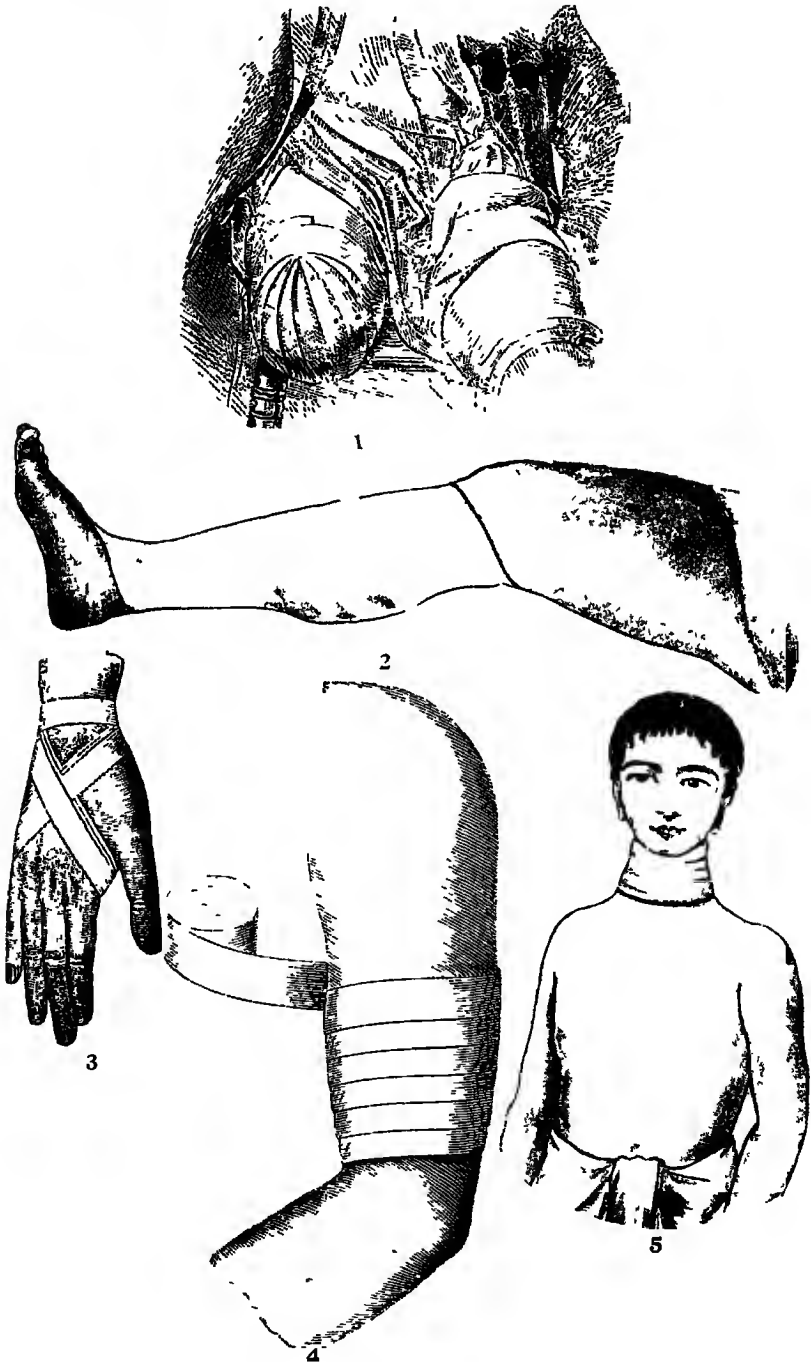
UPAYANTRA OR ACCESSORY INSTRUMENTS.

PAṬṬA OR BANDAGES.

FIGURE.	PAGE.
1.—Kośa or Sheath. Heath. Fig. 11. 177
2.—Dāma 177
3.—Svastika or Circular Cross Bandage. Esmarch. Fig. 33. 177
4.—Anuvellita or Encircling Bandage. Esmarch. Fig. 27. 177
5.—Protolī 177

The Surgical Instruments of the Hindus.

Plate XLII.



THE SURGICAL INSTRUMENTS OF THE HINDUS.

PLATE XLIII.

UPAYANTRA OR ACCESSORY INSTRUMENTS.

PATTA OR BANDAGES.

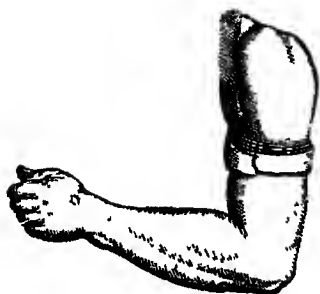
FIGURE.		PAGE.
1.—Mandala or Circular Bandage. Esmarch. Fig. 28.		177
2.—The same, Greek. Adams. Vol. II. Pl. VI. Fig. 1		177
3.—Sthagikā or Supporter	178
4.—Yamaka or Double Bandage	178

The Surgical Instruments of the Hindus

Plate XLIII.



1



2



3



THE SURGICAL INSTRUMENTS OF THE HINDUS.

PLATE XLIV.

UPAYANTRA OR ACCESSORY INSTRUMENTS.

PATTA OR BANDAGES.

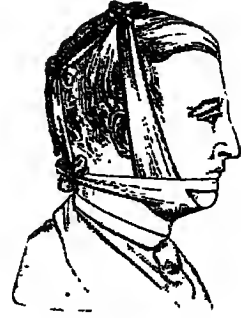
FIGURE	PAGE
1.—Khattā or four-tailed bandage . .	178
2.—The same. Greek. C. C. G. Pl. XLIV . .	178
3.—The same (modern). Swain. Fig. 13 . .	178
4.—Cīna or banner bandage. Esmarch. Fig. 101. . .	178

The Surgical Instruments of the Hindus.

Plate XLIV.

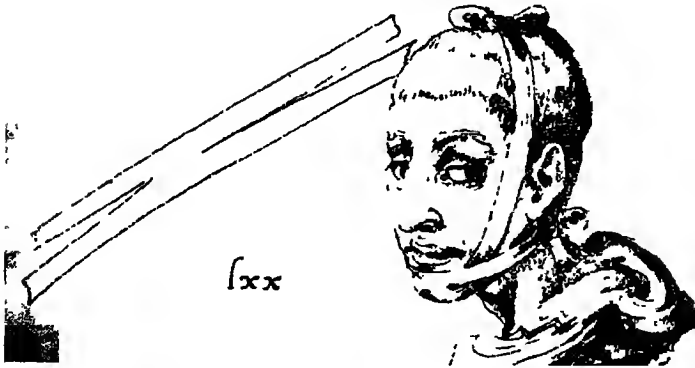


1



2

Junctura ad mentum



lxxx

3



PLATE XLV.

UPAYANTRA OR ACCESSORY INSTRUMENTS.

PAṬṬA OR BANDAGES.

FIGURE.		PAGE.
1.—Vivandha or circular chest bandage	178
2.—Vitāna or canopy bandage. Esmarch. Fig. 92	...	178
3.—Gophaṇā or sling. Esmarch. Fig. 102.	178
4.—Pancāṅgī or five tailed bandage	179
5.—The same. Greek. C. C. G. Pl. LIII.	...	179

The Surgical Instruments of the Hindus.

Plate XLV.



1



2



3



4



5

THE SURGICAL INSTRUMENTS OF THE HINDUS.

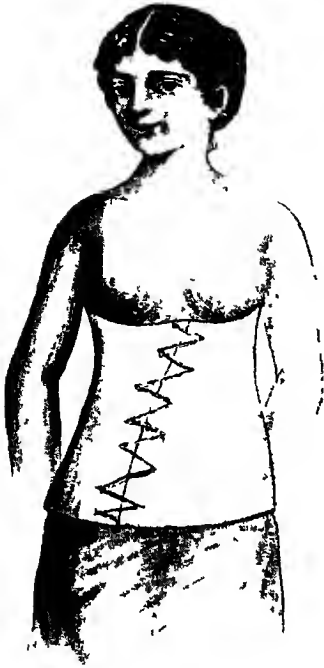
PLATE XLVI.

UPAYANTRA OR ACCESSORY INSTRUMENTS.


FIGURE.	PAGE
1.—Udara ve-ta or Abdominal Binder ...	181
2.—Abdominal Binder (modern) A. H. Fig. 8170 ..	181
3.—Hair cover before operation . .	183
4.—Leather sling ...	184
5.—Leather bandage for prolapse of the Rectum ..	184
6.—Leather ligature ...	146

The Surgical Instruments of the Hindus.

Plate XLVI.



1



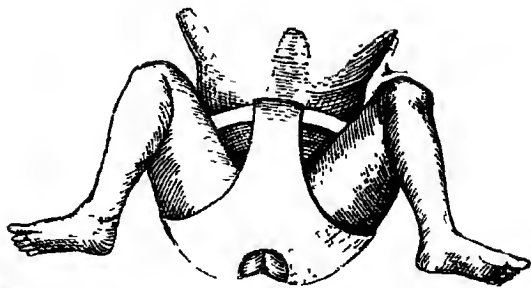
2



3



4



5



6

THE SURGICAL INSTRUMENTS OF THE HINDUS.

PLATE XLVII.

UPAYANTRA OR ACCESSORY INSTRUMENTS.

FIGURE		PAGE
1.	Field hospital (modern) Porter. Fig 28	181

The Surgical Instruments of the Hindus.

Plate XLVII.

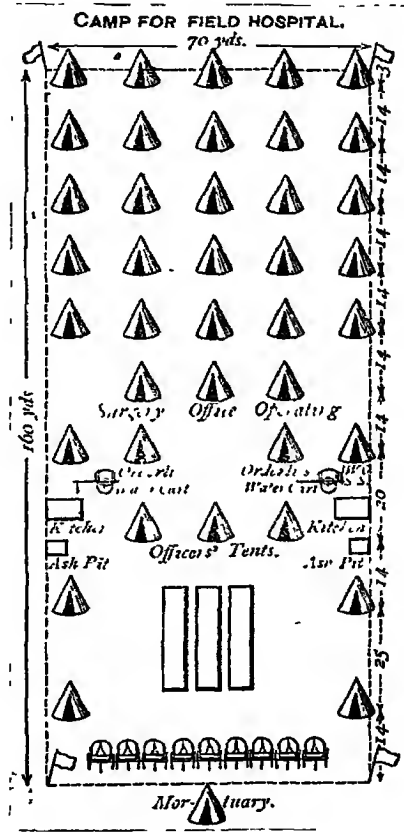


PLATE XLVIII.

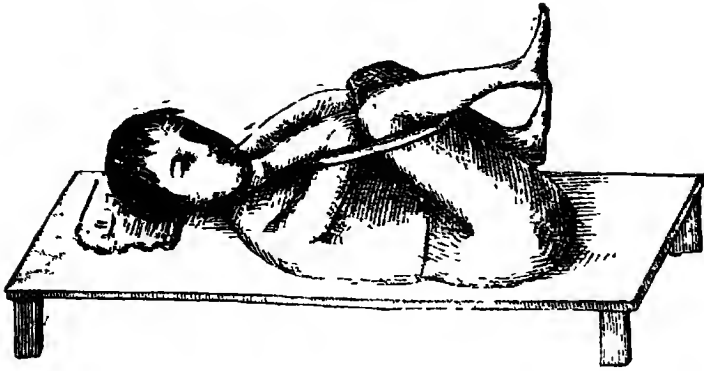
UPAYANTRA OR ACCESSORY INSTRUMENTS.

YANTRA-ŚĀṬAKA OR BINDING APPARATUS.

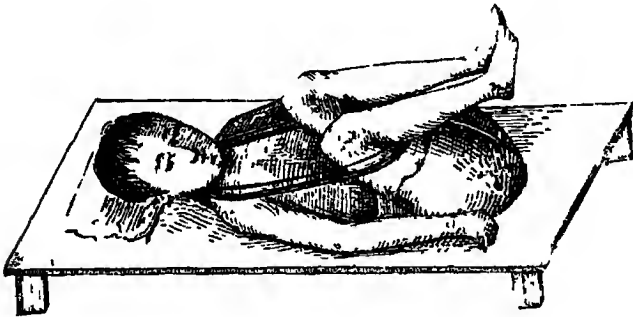
FIGURE	PAGE
1.—Yantra Śāṭaka or Lithotomy apparatus	185
2.—Yantra Śāṭaka or Binding apparatus for pile	186
3.—Yantra Śāṭaka or Binding apparatus for phlebotomy	186

The Surgical Instruments of the Hindus.

Plate XLVIII



1



2



3

PLATE XLIX.

UPAYANTRA OR ACCESSORY INSTRUMENTS.

Yatra Śāṭaka or Binding Apparatus.

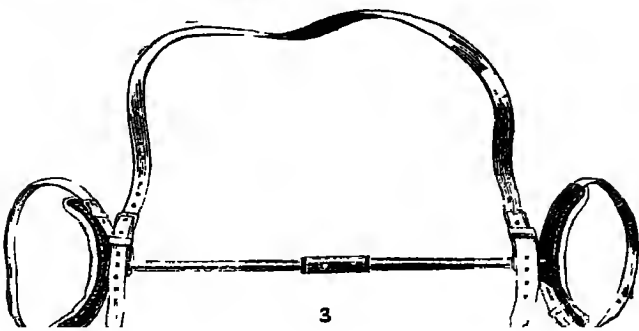

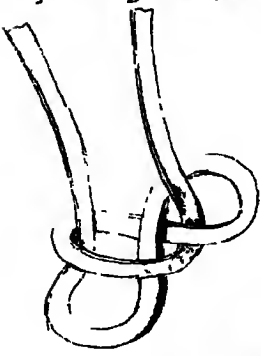
FIGURE.		PAGE.
1.—	Binding apparatus of the Greeks, C. C. G. Pl. LXIX	187
2.—	The same „ Pl. LXX	187
3.—	Lithotomy Strap (Cripp's). A. S. Fig. 2509. ...	187

The Surgical Instruments of the Hindus.

Plate XLIX.

*Laqueus (pangylorus) (ua
sup smu mycitur) qua ma*

*in appellat qm sim
miseri possit*



2

3

THE SURGICAL INSTRUMENTS OF THE HINDUS.

PLATE L.

UPAYANTRA OR ACCESSORY INSTRUMENTS.

FIGURE.	PAGE.
1.—Śiro-vaṣṭi or Leather bag for the head (Suśruta) 188
2.—The same (Śārṅadhara) 189
3.—Ice bag for head (conical) A. H. Fig. 8282	... 188
4.—Ice bag (Round). A. H. Fig. 8293 188

The Surgical Instruments of the Hindus.

Plate L.




1



2



3



4

THE SURGICAL INSTRUMENTS OF THE HINDUS.

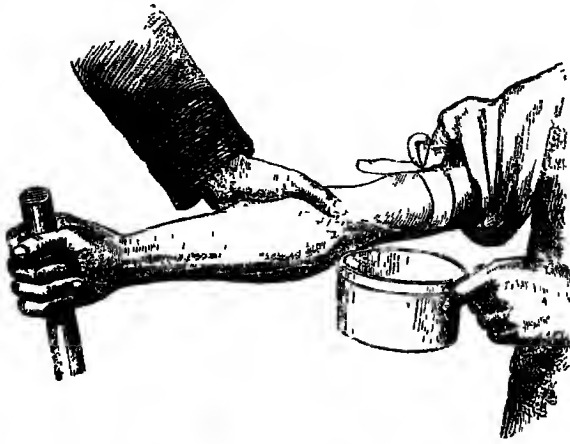
PLATE LI.

UPAYANTRA OR ACCESSORY INSTRUMENTS.


FIGURE.	PAGE.
1.—Leather band for phlebotomy at the elbow	.. 190
2.—Band for phlebotomy. Esmarch. Pl. XXIII.	... 190

The Surgical Instruments of the Hindus.

Plate LI.



1



2

THE SURGICAL INSTRUMENTS OF THE HINDUS.


PLATE LII.

UPAYANTRA OR ACCESSORY INSTRUMENTS.


FIGURE.	PAGE.
1.—Bark splint	193
2.—Bamboo strips	194
3.—Splints of the Greeks. Adams. Vol. II. Pl. VIII.	
Fig. 1	193
209.—The same	193

The Surgical Instruments of the Hindus.

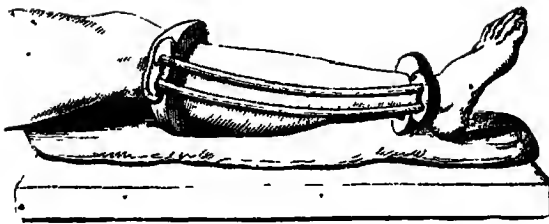
Plate LII.



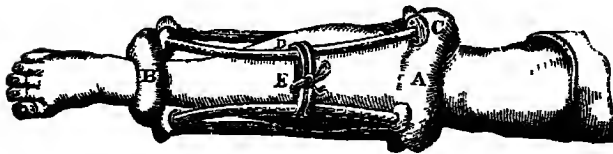
1



2



3



4

J. Smith

THE SURGICAL INSTRUMENTS OF THE HINDUS.

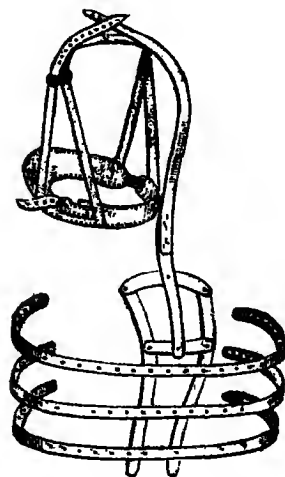
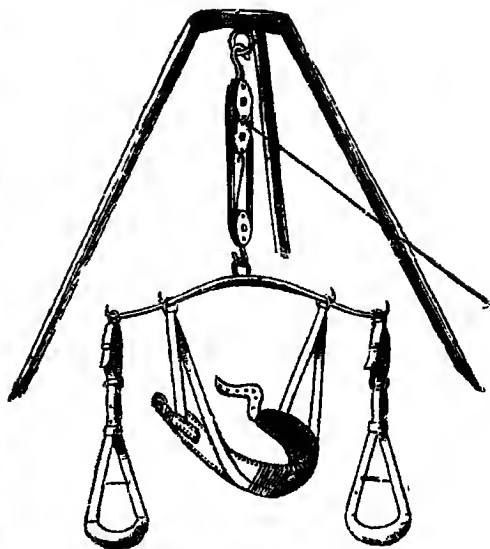
PLATE LIII.

UPAYANTRA OR ACCESSORY INSTRUMENTS.

FIGURE.		PAGE
1.—Reduction of dislocation of the neck	194
2.—Sayre's Suspension apparatus. A. S. Fig. 2997.	...	194
3.—Jury mast. A. S. Fig. 2998.	...	194

The Surgical Instruments of the Hindus.

Plate LIII.



THE SURGICAL INSTRUMENTS OF THE HINDUS.

PLATE LIV.

UPAYANTRA OR ACCESSORY INSTRUMENTS.

FIGURE.	PAGE.
1.—Crutch (modern) A. S. Fig. 3061 ..	--- 195
2.—Wooden splint for hand ...	--- 196
3.—The same (modern) (Pemberton's) A. H. Fig. 7456 196
4.—Stone Roller ...	197, 198
5.—Mudgara or hammer 195
6.—The same. Greek. Adams. Vol. I. PL. III. Fig. 5 ...	199

The Surgical Instruments of the Hindus.

Plate LIV.




1



2



3



4



5



6

THE SURGICAL INSTRUMENTS OF THE HINDUS.

PLATE LV.

UPAYANTRA OR ACCESSORY INSTRUMENTS.

FIGURE.		PAGE.
1.—	Reduction of dislocation of the lower jaw	... 201
2.—	The same (modern). Erichsen. Vol. I. Fig. 243.	... 201

The Surgical Instruments of the Hindus.

Plate LV.



1



2

THE SURGICAL INSTRUMENTS OF THE HINDUS.

PLATE LVI.

UPAYANTRA OR ACCESSORY INSTRUMENTS.

FIGURE.	PAGE.
1.—The same, after the Greeks. C. C. G. Pi. XIX	... 201

The Surgical Instruments of the Hindus.

Plate LVI.



THE SURGICAL INSTRUMENTS OF THE HINDUS.

PLATE LVII.

UPAYANTRA OR ACCESSORY INSTRUMENTS.

FIGURE.		PAGE.
1.—Vāla varti or Hair tents or drains	206
2.—Kesonduka or Hair bundle	206
3.—Probang (modern) A. H. Fig. 3267	207
4.—El Kamaia. Anderson. Fig. 90. Wellcome	.. .	217

The Surgical Instruments of the Hindus.

Plate LVII.




1



2



3



4

PLATE LVIII.

THE MAṄḌALĀGRA ŚASTRA OR ROUND HEADED KNIFE.

FIGURE	PAGE.
1.—Maṅḍalāgra Sastra or Round headed knife (Suśruta) 225
2.—The same. After Wise 225
3.—The same, for eye operation (Suśruta) 226
4.—Knife for Plastic operation on eyelid (Albucasis). Milne. Pl IX. Fig. 3 228
5.—The embryotome (Albucasis). Milne, Pl. VIII Fig. 7 226

The Surgical Instruments of the Hindus.

Plate LVIII.




1



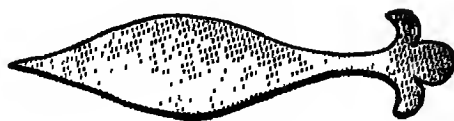
2



3



4



5

THE SURGICAL INSTRUMENTS OF THE HINDUS.

PLATE LIX.

THE MAṄḌALĀGRA ŚĀSTRA OR ROUND HEADED KNIFE.

FIGURE	PAGE.
1.—Maṅḍalāgra Śāstra or Round headed knife (Vāgbhata)	225
2.—The same. After Thakore Saheb	225
3.—Ramsbotham's Decapitating Hook. A. S. Fig. 2027	225
4.—Maṅḍalāgra Śāstra or Razor-like round headed knife (Dallaṇa)	225

The Surgical Instruments of the Hindus.

Plate LIX.



1



2



3



4


PLATE LX.

KARAPATRA ŚASTRA OR SAW.

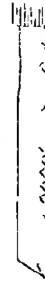
FIGURE	PAGE-
1.—Karapatra or Saw	230
2.—The same. After Wise	230
3.—The same. After Thakore Saheb	230
4.—The saw as used by the Greeks. Milne, Pl. XLf. Fig. 3	231
5.—The Saw (Modern)	231
6.—Trepine of the Greeks. Adams. Vol. I. Pl. I. Fig. 3	232
7.—The Trepine (Modern) A. H. Fig. 1145.	232

The Surgical Instruments of the Hindus.

Plate LX.



1



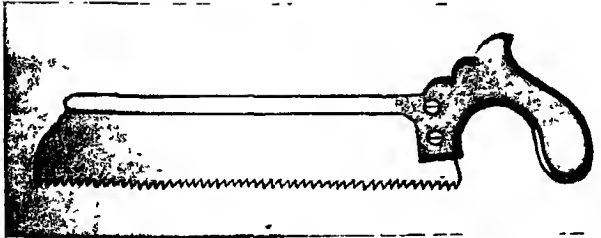
2



3



4



5



6



7

PLATE LXI.

VṚDDHIPATRA ŚASTRA OR KNIFE.

FIGURE	PAGE
1.—Vṛddhipatra or Knife	233
2.—The same, curved. Dīrghavaktra or long mouthed	233
3.—The same, curved. Hrasvavaktra or short mouthed	233
4.—Vṛddhipatra knife. After Wise ...	233
5.—Vṛddhipatra knife. After Thakore Shaheb ..	233
6.—Syme's Abscess knife A. H. Fig. 430. .	233

The Surgical Instruments of the Hindus.

Plate LXI.



1



2



3



4



5



6

PLATE LXII.

NAKHA ŚASTRA OR NAIL PARER.

FIGURE	PAGE.
1.—Nakha Śastra or Nail parer, straight and oblique	237
2.—The same. After Wise	237
3.—The same. After Thakore Saheb . . .	237
4.—Nakha Śastra, a double instrument	237
5.—Rampaka	238
6.—Nail knife and cleaner A. H. Fig. 10244	238

The Surgical Instruments of the Hindus.

Plate LXII.



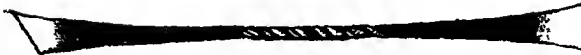
1



2




3



4



5



6


PLATE LXIII.

MUDRIKĀ ŚĀSTRA OR FINGER KNIFE.

FIGURE.	PAGE.
1.—Mudrikā or Anguli Śāstra or Finger knife (Vāgbhaṭa)	238
2.—The same. After Thakore Saheb.	239
3.—The same. After Wise	239
4.—Simpson's Ring Scalpel	239
5.—Mayer's Ring-knife for the removal of adenoids from the nose. Waggett. Fig. 70	239
6.—Finger knife, Veterinary (Modern) Milne. Pl. VII. Fig. 1	240

The Surgical Instruments of the Hindus.

Plate LXIII.



1




2



3



4



5



6

PLATE LXIV.

UTPALAPATRA ŚASTRA.

FIGURE	PAGE.
1.—Utpalapatra Śastra or Phlebotome	241
2.—The same. After Wise	241
3.—The same. After Thakore Saheb.	241
4.—Myrtle leaf shaped knife used by the Greeks. Milne. Pl. VII. Fig 2	242
5 —Syme's knife for Ankle-joint. A. H. Fig. 253	242

ARDHADHĀRA ŚASTRA OR HALF-EDGED KNIFE.

6.—Ardhadhāra or Half-edged knife ..	243
7.—The same. After Wise ...	243
8.—The same. After Thakore Saheb ...	243

The Surgical Instruments of the Hindus.

Plate LXIV.



1



2



3



4



5



6



7



8

PLATE LXV.

SUCĪ OR NEEDLES.

FIGURE	PAGE.
1.—Suci or Needles, straight	243
2 —The same, Half-curved and Full-curved . . .	243
3.—The same. After Wise	243
4 —The same. After Thakore Saheb.	243
5.—Javamukhī needle	245
6.—Suture needles (modern) Hagedorn's. B. B. Fig. 59, 60, 61 and 62	245

The Surgical Instruments of the Hindus.

Plate LXV.




1



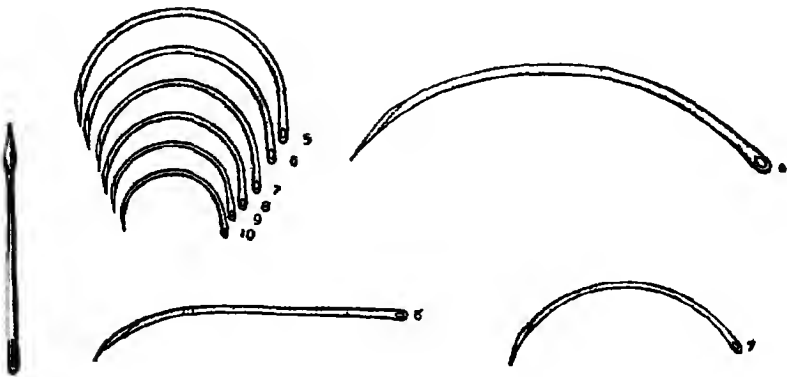
2



3



4



5

6

7

PLATE LXVI.

KUŚAPATRA ŚASTRA.

FIGURE	PAGE.
1.—Kuśapatra Knife	247
2.—The same	247
3.—The same. After Wise	247
4.—The same. After Thakore Saheb. .	247
5.—Paget's Knife. A. H. Fig. 481 ..	247
ĀTĪMUKHA ŚASTRA.	
6.—Ātīmukha Knife	249
7.—The same. After Wise	249
8.—The same. After Thakore Saheb. ...	249

The Surgical Instruments of the Hindus.

Plate LXVI.




1



2



3



4



5



6



7



8

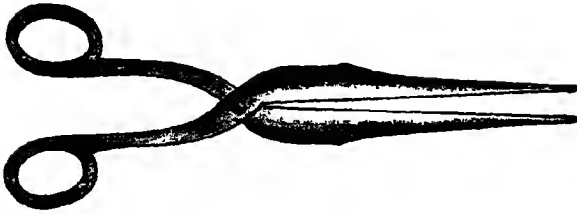
PLATE LXVII.

ŚARĀRĪMUKHA ŚASTRA OR SCISSORS.

FIGURE.	PAGE.
1.—Śarārīmukha Śastra or Scissors 249
2.—The same. After Wise 249
3.—The same. After Thakore Saheb. 249
4.—Shears, found in Pompeii. Milne. Pl. X. Fig. 6 249
5.—Scissors (modern). A. H. Fig. 696 249

The Surgical Instruments of the Hindus.

Plate LXVII.



1




2



3



4



5


PLATE LXVIII

ANTARMUKHA ŚASTRA OR SCISSORS.

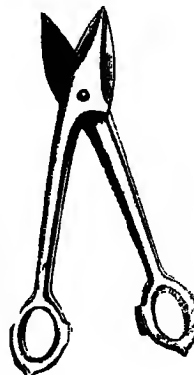
FIGURE	PAGE
1.—Antarmukha Śastra (Suśruta)	250
2.—The same. After Wise	250
3.—The same After Thakore Saheb.	250
4.—Ardhacandrānana (Vagbhata) or Half- moon Scissors... ..	251
5.—Scissors as used by the Greeks. Adams. Vol. I. Pl. III. Fig. 8	251

The Surgical Instruments of the Hindus.

Plate LXVIII.



3



5

PLATE LXIX

TRIKŪRĀCĀ ŚASTRA OR SCARIFICATOR.

FIGURE	PAGE.
1.—Trikūreccakra Śastra	252
2.—The same. After Wise	251
3.—The same. After Thakore Saheb.	251
4.—Kūrcca	252
5.—Khaja	253

The Surgical Instruments of the Hindus.

Plate LXIX.



1



2



3



4



5

PLATE LXX.

KUṬHĀRIKĀ ŚĀSTRA OR AXE.

FIGURE	PAGE
1.—Kuṭhāra or Axe	245
2.—The same. After Wise	255
3.—The same. After Thakore Saheb.	255
4.—Improved Veterinary Fleam. White. P. 342	257
5.—Gum Lancet (Modern) A. H. Fig. 3690	257

The Surgical Instruments of the Hindus.

Plate LXX



1




2



3



4



5

The Surgical Instruments of the Hindus.

3


Plate LXXI.



1



2



3



4



5



6

PLATE LXXII.

ĀRĪ ŚĀSTRĀ OR AWL.

FIGURE	PAGE.
1—Ārī in Awl (Dallāṭa)	262
2—The same (Vāṅbhāṭa)	262
3—The same After Wise	262
4—The same After Thakore Saheb	262
5—Karnā Vedlāṅṅ or Ear perforator	263
6—Jutukā or Ear perforator	263
—Ferguson's Awl, cleft palate. A. H. Fig. 3310	263

The Surgical Instruments of the Hindus.


Plate LXXII.



1



2



3




4



5



6



7

PLATE LXXIII.

VETASPATRA ŚASTRA.

FIGURE		PAGE.
1.—	Vetaspatra Sastra. Single edged ...	264
2.—	The same. Double edged... ..	264
3.—	The same. After Wise	264
4.—	The same. After Thakore Saheb ...	264

The Surgical Instruments of the Hindus.

Plate LXXIII.



1



2



3



4


PLATE LXXIV.

VADĪŚĀ ŚĀSTRA OR SHARP HOOK.


FIGURE	PAGE.
1.—Vadīśa or sharp hook (Bhoja) . . .	264
2.—The same. After Wise ..	264
3.—The same After Thakore Saheb .. .	264
4.—Sharp Hook of the Greeks. Milne Pl. XXIV. Fig. 2.	266
5.—Sharp Hook. (modern) A. H. 461. ...	266

The Surgical Instruments of the Hindus.

Plate LXXIV.



1



2



3



4



5


PLATE LXXV.

DANTA ŚAṆKU OR TOOTH-SCALER.

FIGURE	PAGE.
1.—Danta Śaṅku or Tooth-scaler (Suśruta)	. . . 267
2.—The same. After Wise 267
3.—The same. After Thakore Saheb 267
4.—Danta-lekhana or Tooth Scaler (Vāgbhaṭa)	... 267
5.—Tooth Scalers (Modern), various sizes and shapes, A. S. Fig. 1364 & 1365 267 .

The Surgical Instruments of the Hindus.

Plate LXXV.



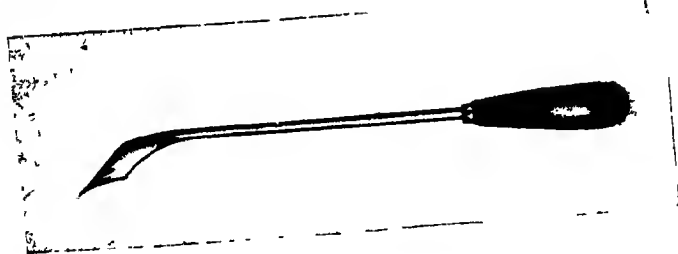
1



2



3



4



5

PLATE LXXVI.

Ēṣaṇī OR SHARP PROBES.

FIGURE.	PAGE.
1.—Ēṣaṇī or sharp probe 	270
2.—The same. After Wise 	270
3.—The same. After Thakore Saheb 	270
4.—Cataract probe 	273
5.—The same 	273
6.—Cataract Needles (modern). B. B. Fig. 551 and 552	273

The Surgical Instruments of the Hindus.


Plate LXXVI.



1




2



3



4



5



6


PLATE LXXVII.

OPERATION OF CATARACT.

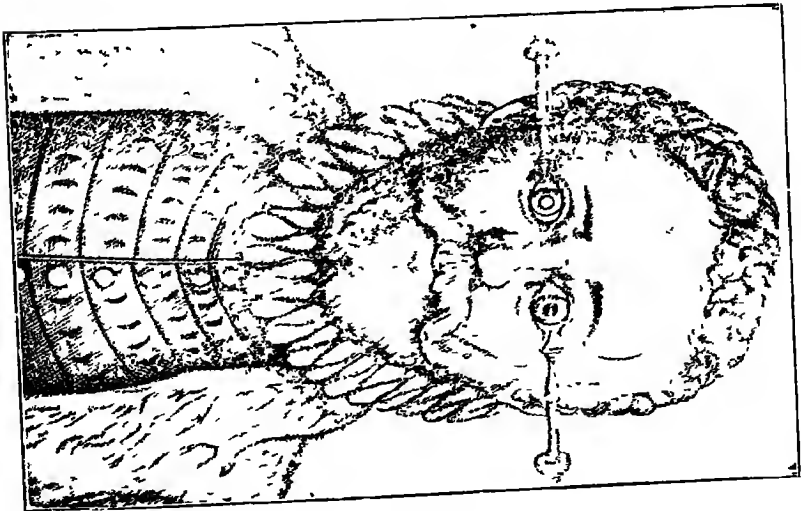
FIGURE.	PAGE.
1.—Operation of cataract as performed by Celsus, Benvenuto and Bartisch	276
2.—The same. I. M. G. 1904. p. 370 ...	277

The Surgical Instruments of the Hindus.

Plate LXXVII



1



2

PLATE LXXVIII.

SARPĀSYA

FIGURE	PAGE.
1.—Sarpāsyā Śastra or polypus Knife 277
2.—Polypus Knife with Scoop. Greeks. Milne. Pl. VIII. Fig. 1. 278
3.—Uvula knife, after Albucasis. Milne. Pl. IX. Fig. 4 278

The Surgical Instruments of the Hindus.

Plate LXXVIII.

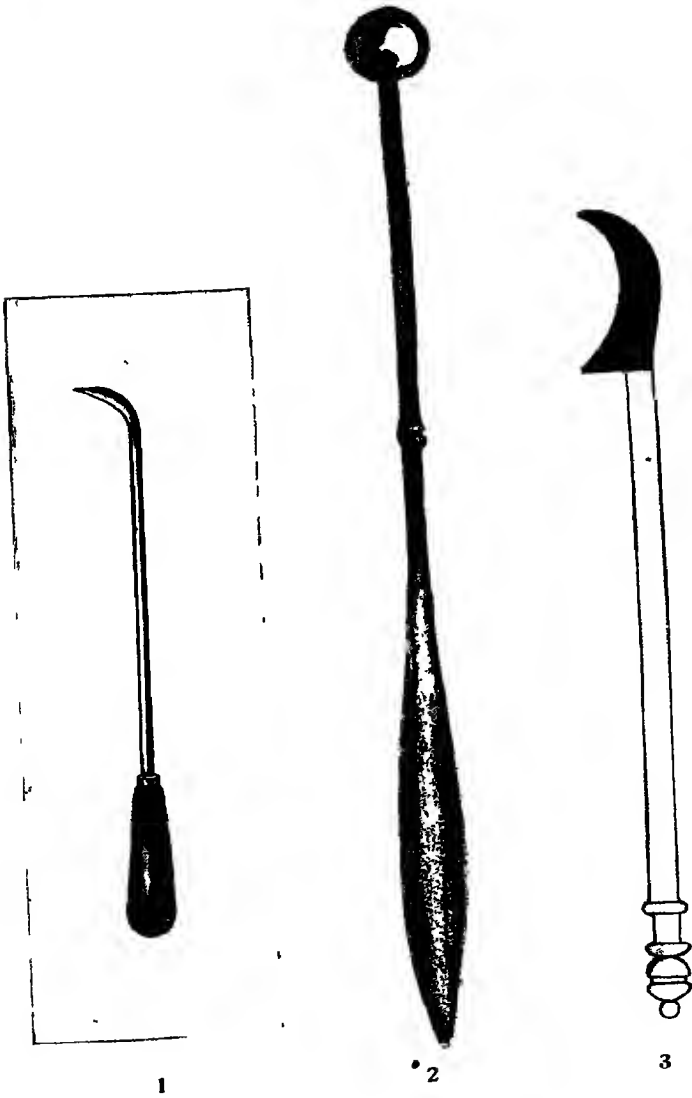


PLATE LXXIX.

FIGURE.	PAGE.
1.—Jihvā Nirlekhana or Tongue scraper	.. 299
2.—Spoon 317
3.—Spoon (modern) A. H. Fig. 9384	. 317
4.—Spittoon 317
—The same (modern) A. H. Fig. 9956 317

The Surgical Instruments of the Hindus.

Plate LXXIV.



1



2



3




4




5

The Surgical Instruments of the Hindus.

Plate LXXX.



1



2



3



4



5



6



7



8

THE SURGICAL INSTRUMENTS OF THE HINDUS.

PLATE LXXXI.

FIGURE.	PAGE.
1.—Khala 	318
2.—Pestle and mortar (modern) A. H. Fig. 9502 ...	318
3.—Balance or Mānadaṇḍa 	324
4.—Peṣana Śilā or Grind stone 	327
5.—Stone slab and muller 	327
6.—Sukti 	326
7.—Medicine spoon (Modern) A. H. Fig. 9379 ...	326

The Surgical Instruments of the Hindus.

Plate LXXVI



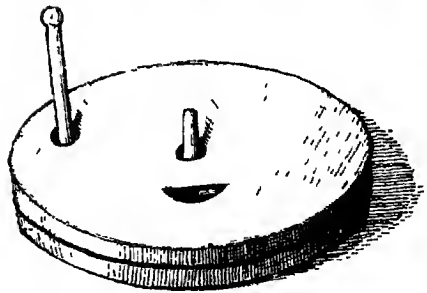
1



2



3



4



5



6



7

PLATE LXXXII.


FIGURE.	PAGE.
1.—Hot vessels	321
2.—Vapour Bath	322
3.—The same (modern). B. B. Fig. 407	322
4.—Cloth tent	322
5.—Droni	323

The Surgical Instruments of the Hindus.

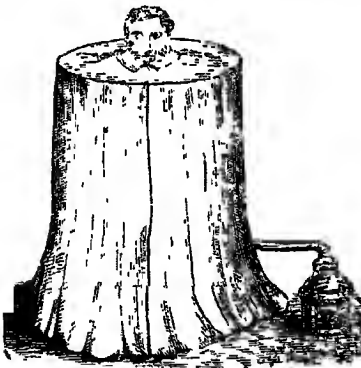
Plate LXXXII.



1



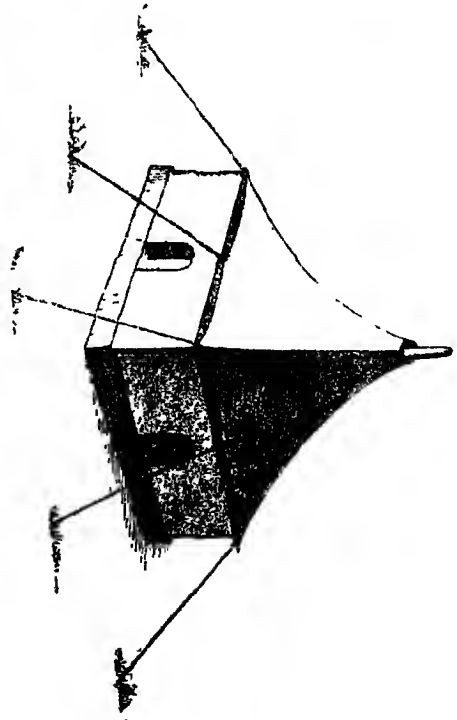
2



3



5



4